

# ARCHITECTURAL USL-SLID-1075

## Streamline Linear Fixture - 1075




PROJECT		TYPE		DATE	
---------	--	------	--	------	--

Architectural
 Interior
 Dry Location
 Dimmable
 AC
 Down Light
 5 Year Warranty
 UL

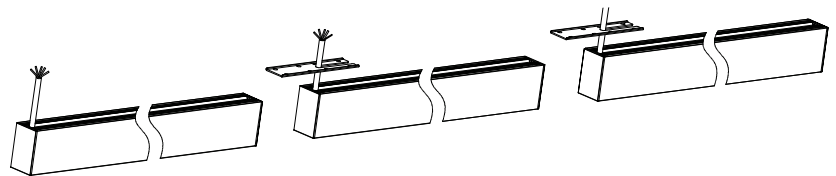
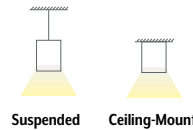
### OVERVIEW

This LED linear light has a sleek aluminum profile and can be installed suspended or ceiling mounted. The uniform light distribution prevents individual light spots from being seen. This architectural fixture is suitable for hotels, conference rooms, offices, and hospitals.



### FEATURES

- Simple and modern design
- Available in white, gray or black
- Screw-less end caps
- IP40
- Extruded aluminum body
- 0-10V dimming
- 110° beam angle
- PF > 0.95
- Milky lens



LINKING MULTIPLE SEGMENTS

### ORDERING INFORMATION

EXAMPLE PN: USL-SLID-1075-4-40W-30K-W

USL-SLID-1075	POWER/LENGTH	CCT	FINISH
<b>2-20W</b>	20 WATTS, 2 FEET	<b>30K</b> 3000K	<b>B</b> BLACK
<b>4-40W</b>	40 WATTS, 4 FEET	<b>40K</b> 4000K	<b>G</b> GRAY
<b>5-50W</b>	50 WATTS, 5 FEET	<b>50K</b> 5000K	<b>W</b> WHITE
<b>8-75W</b>	75 WATTS, 8 FEET		

### ACCESSORIES

USL-SLID-ACC	ACCESSORY
<b>SPMNT</b>	SUSPENSION MOUNTING KIT
<b>CLMNT</b>	CEILING SURFACE-MOUNT KIT
<b>LNK</b>	LINKING KIT

# ARCHITECTURAL USL-SLID-1075

## Streamline Linear Fixture - 1075



### SPECIFICATIONS

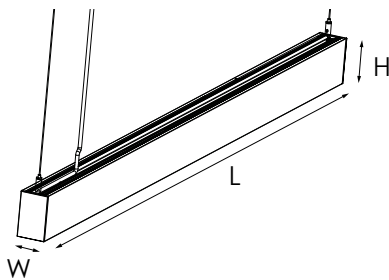
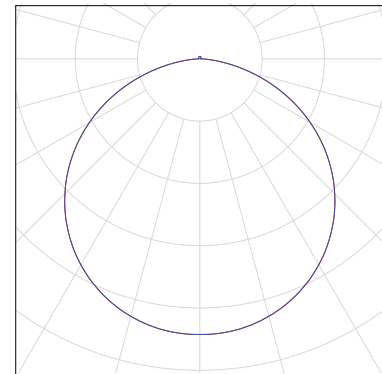
MODEL	OPERATION VOLTAGE	OPERATING TEMPERATURE	RATED LIFESPAN	CCT	CRI	EFFICACY
USL-SLID-1075	120-277V AC	-40°F – 45°F -40°C – 113°C	50,000 HOURS	3000K, 4000K, 5000K	80+	92-105 lm/W

MODEL	POWER (W)	LENGTH (ft)	LUMENS (lm) ±10%			EFFICACY (lm/W)
			3000K	4000K	5000K	
USL-SLID-1075-2-20W	20	2	1,955	2,072	2,056	98-104
USL-SLID-1075-4-40W	40	4	3,664	3,871	3,905	92-98
USL-SLID-1075-5-50W	50	5	4,988	5,034	5,264	100-105
USL-SLID-1075-8-75W	75	8	7,600	7,890	7,875	101-105

### DIMENSIONS

MODEL	H HEIGHT	W WIDTH	L LENGTH
USL-SLID-1075-2-20W	3.94 in 100 mm	2.95 in 75 mm	23.9 in 607 mm
USL-SLID-1075-4-40W			47.52 in 1207 mm
USL-SLID-1075-5-50W			59.33 in 1507 mm
USL-SLID-1075-8-75W			94.5 in 2400 mm

### PHOTOMETRICS



### PACKAGING INFORMATION

MODEL	NET WEIGHT PIECE (kg)	CEILING GROSS WEIGHT CARTON (kg)	SUSPENDED GROSS WEIGHT CARTON (kg)	PACKAGE SIZE PER PIECE (mm)	CARTON SIZE (mm)	PIECES PER CARTON
USL-SLID-1075-2-20W	2.1	27.6	28	675 x 150 x 132	692 x 629 x 414	12
USL-SLID-1075-4-40W	3.6	24.2	25	1230 x 150 x 132	1270 x 462 x 288	6
USL-SLID-1075-5-50W	4.6	30.8	31.3	1564 x 165 x 132	1583 x 516 x 282	6