

PROJECT		TYPE		DATE	
---------	--	------	--	------	--



Interior



Exterior



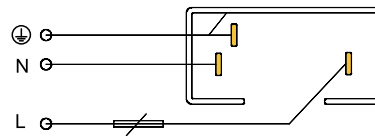
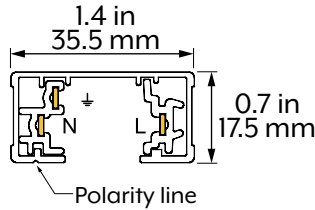
Dry Location



AC

OVERVIEW & FEATURES

- Type H track
- 3-wire, single circuit track
- Class I
- IP20
- Rated for 75-270V
- 20A maximum



TRACK



LIVE END CONNECTOR



L CONNECTOR



T CONNECTOR



X CONNECTOR



FLEXIBLE CONNECTOR



FLOATING CANOPY



ENDCAP



MINI JOINER



CABLE

COMPATIBLE PRODUCTS

- USL-IU3J
- USL-TRS4A

ORDERING INFORMATION

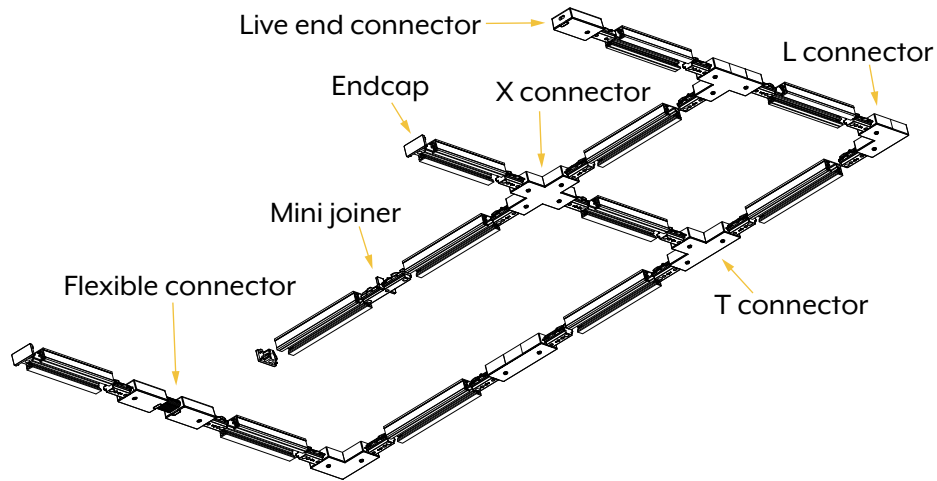
EXAMPLE PN: USL-TRK4A-ACC-TRACK-6-W

USL-TRK4A-ACC	-	ACCESSORY	-	FINISH
TRACK-2		2-FOOT TRACK		W WHITE
TRACK-4		4-FOOT TRACK		B BLACK
TRACK-6		6-FOOT TRACK		G GRAY
TRACK-8		8-FOOT TRACK		
CNCTR-1		LIVE END CONNECTOR		
CNCTR-L		L CONNECTOR		
CNCTR-T		T CONNECTOR		
CNCTR-X		X CONNECTOR		
CNCTR-FLEX		FLEXIBLE CONNECTOR		
CANOPY		FLOATING CANOPY		
ENDCAP		END CAP		
JOINER		MINI JOINER		

ACCESSORIES

USL-TRK4A-ACC	-	ACCESSORY
CABLE-1.5		1.5 METER CABLE
CABLE-2		2 METER CABLE
CABLE-3		3 METER CABLE
CABLE-4		4 METER CABLE

CONNECTION EXAMPLE



INSTALLATION

To attach lampholder to the track, align the polarity lines of the track and of the lampholder.

Push top portion of the adapter into the slot of the track and turn 90°.

If the adapter does not turn easily, do not force, but turn the other direction.

To remove, depress the release lever and turn 90°.

