

EXTERIOR

Illuminated Handrail Catalog



Exterior



Interior



Architectural Location



Wet



5 Year
Warranty

OVERVIEW


US Luminaire's Illuminated Handrail Series is the perfect platform to delivery primary or supplemental lighting for stairs, ramps, barriers and pedestrian walkways. These illuminated handrails are suitable for indoor and outdoor use.

The railing features an integrated light source. Many customization options are available including finishes, baluster styles, wall mounting, or post-mounting. LEDs are available as spot lights or recessed light strips with a uniform diffuser. The space between balusters can be glass, wire cable, or empty.

APPLICATIONS

US Luminaire's Illuminated Handrail Series is an indoor/outdoor LED-based handrail that delivers functional illumination. There are two intensities that may be specified.


- The first is standard light output that delivers illuminance levels appropriate for exterior applications of 2 foot-candles at grade, as well as for dark interior environments with low ambient illumination levels such as theaters. Standard output is 0.72 W/ft.
- The second is high light output that delivers illuminance levels applicable to interior environments providing in excess of 10 foot-candles along the path of egress. High output is 7.62 W/foot.



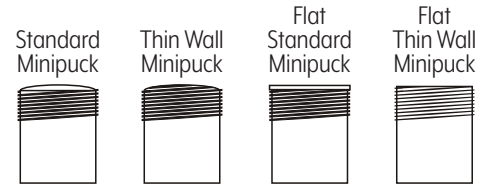
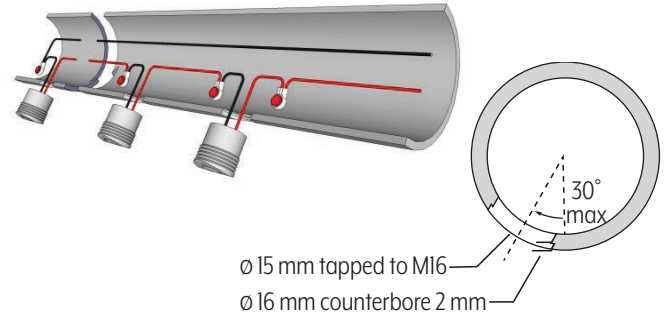
LIGHT OPTIONS

- There is a spotlight version that employs an innovative plug design into the underside of the rail. There are three spotlights per 3 feet to ensure that the lights won't interfere with each other.
- There is also a linear channel version that integrates a linear light fixture within the handrail. Both are low voltage LED-based lights. 24V, 96-Watt power supplies are provided as standard.
- Projected average rated life is 50,000 hours at 70% of lamp lumen output. Ambient temperature surrounding the fixture shall not exceed 120 degrees F.

LIGHT CHANNEL





SPOT LIGHT



Illuminated Handrail Catalog

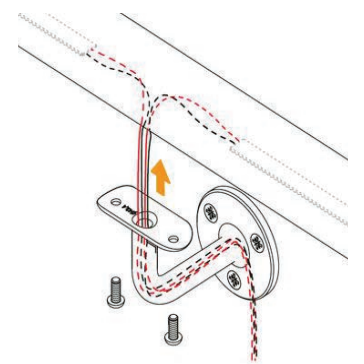
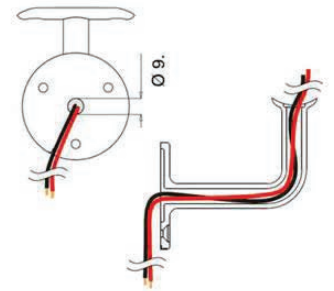
HANDRAIL OPTIONS

- First is a wall mount handrail that includes wall brackets to hold the handrail tube.
- Second is a post mount version that utilizes stand posts to hold the handrail tube. Post mount has both class and cable railing options. Posts are spaced 48" to 60" on center depending on specified size. Posts may be surface mounted or embedded below concrete surface.
- The standard LED handrail gripping surfaces are circular in cross section. Patented optical assemblies deliver 24", 40", and 60" beam spreads.
- The space between the handrails is available as glass, wire cable, metal bars, or empty.




ACCESSORIES & INSTALLATION

- Accessories are available to create a uniquely custom solution.
- All handrail component parts are engineered for quick installation. Field welding or cutting is typically not required. All parts are prefabricated to field dimensions and are assembled in the field with mechanical connections or epoxy. Final post and wall bracket spacing must be determined by a licensed architect or structural engineer for compliance to building code.
- In some cases, the lighting assemblies can be supplied to be retrofit into an existing handrail depending on characteristics of the handrail in place. US Luminaire engineering will assist with determining if this is possible.
- Multiple finishes are available.



WATERPROOF LED DRIVER

The LED railing requires an LED driver to transform and regulate the voltage. US Luminaire offers different voltage drivers based on the length of the railing and intensity of light. The 24V driver must be remotely located in an enclosure rated for both indoor and outdoor applications. The driver is protected against open circuit, short circuit, overload and overheating conditions. The US Luminaire engineering staff will assist in the selection of all required components based on each design specification.



EXTERIOR

Illuminated Handrail Catalog




EXTERIOR
















Illuminated Handrail Catalog



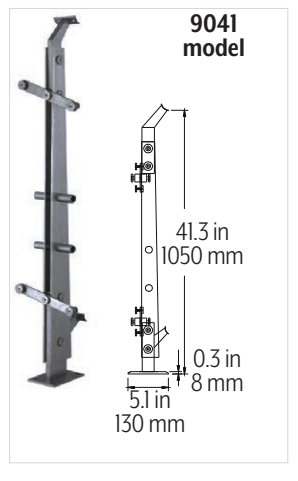
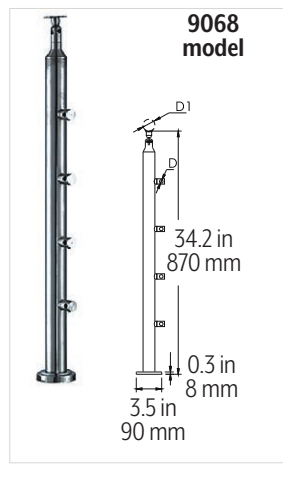
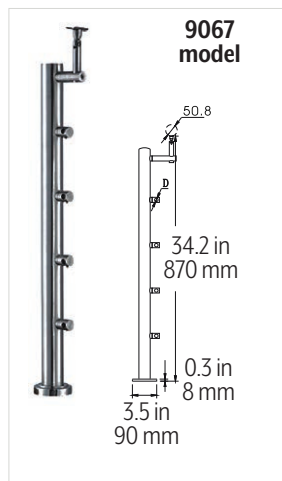
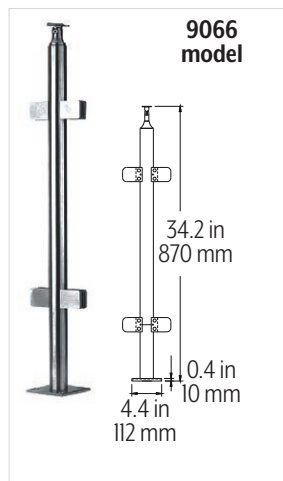
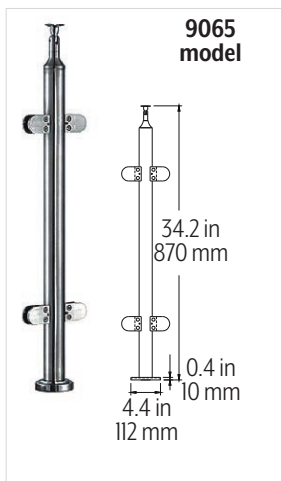
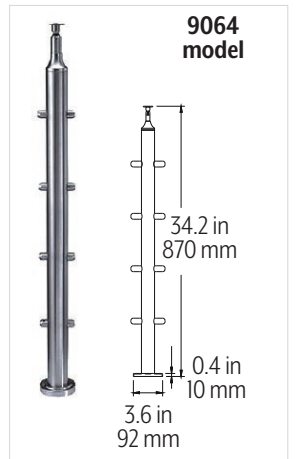
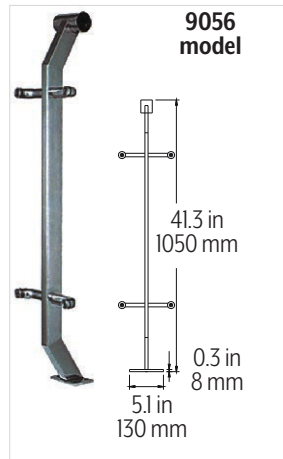
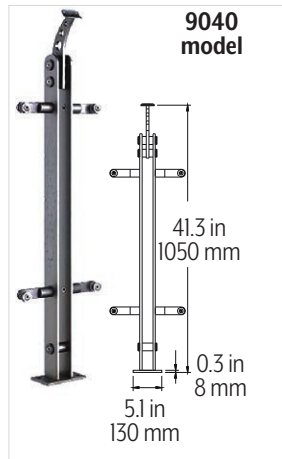
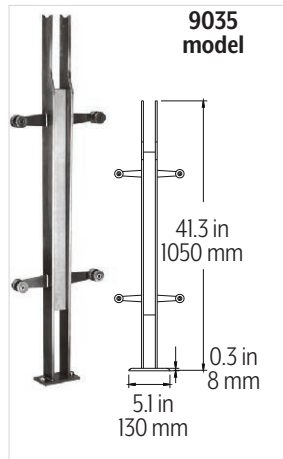
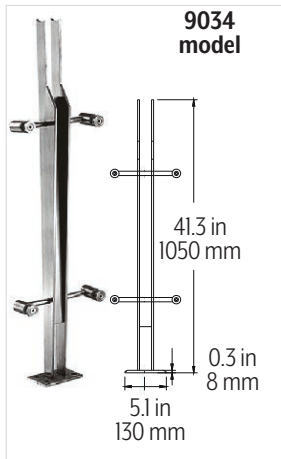
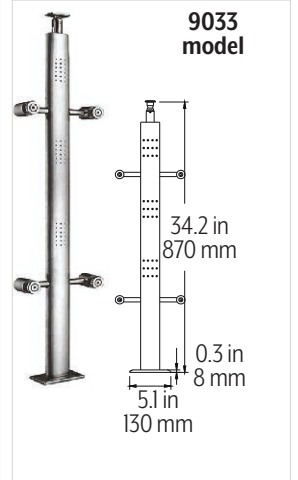
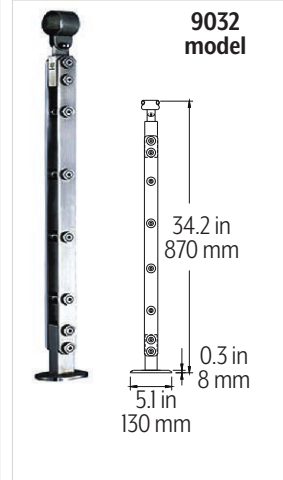
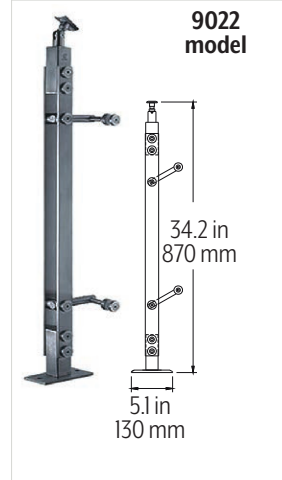
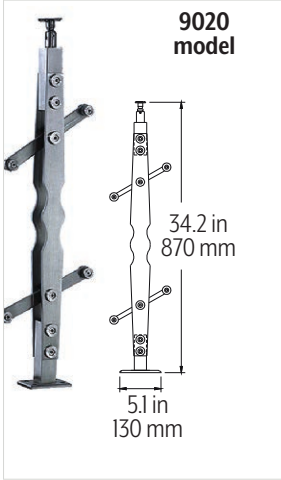
usLuminaire™
expect brilliance



BALUSTER OPTIONS

 <p>9000 model</p> <p>34.2 in 870 mm</p> <p>0.3 in 8 mm</p> <p>5.1 in 130 mm</p>	 <p>9001 model</p> <p>34.2 in 870 mm</p> <p>0.3 in 8 mm</p> <p>5.1 in 130 mm</p>	 <p>9003 model</p> <p>34.2 in 870 mm</p> <p>0.3 in 8 mm</p> <p>5.1 in 130 mm</p>	 <p>9004 model</p> <p>34.2 in 870 mm</p> <p>0.3 in 8 mm</p> <p>5.1 in 130 mm</p>	 <p>9006 model</p> <p>34.2 in 870 mm</p> <p>0.3 in 8 mm</p> <p>5.1 in 130 mm</p>
 <p>9007 model</p> <p>34.2 in 870 mm</p> <p>0.3 in 8 mm</p> <p>5.1 in 130 mm</p>	 <p>9009 model</p> <p>34.2 in 870 mm</p> <p>0.3 in 8 mm</p> <p>2.8 in 70 mm</p>	 <p>9010 model</p> <p>34.2 in 870 mm</p> <p>0.3 in 8 mm</p> <p>5.1 in 130 mm</p>	 <p>9011 model</p> <p>34.2 in 870 mm</p> <p>0.3 in 8 mm</p> <p>5.1 in 130 mm</p>	 <p>9012 model</p> <p>34.2 in 870 mm</p> <p>0.3 in 8 mm</p> <p>5.1 in 130 mm</p>
 <p>9014 model</p> <p>34.2 in 870 mm</p> <p>0.3 in 8 mm</p> <p>5.1 in 130 mm</p>	 <p>9015 model</p> <p>34.2 in 870 mm</p> <p>0.3 in 8 mm</p> <p>5.1 in 130 mm</p>	 <p>9017 model</p> <p>34.2 in 870 mm</p> <p>0.3 in 8 mm</p> <p>5.1 in 130 mm</p>	 <p>9018 model</p> <p>34.2 in 870 mm</p> <p>0.3 in 8 mm</p> <p>5.1 in 130 mm</p>	 <p>9019 model</p> <p>34.2 in 870 mm</p> <p>0.3 in 8 mm</p> <p>5.1 in 130 mm</p>

Illuminated Handrail Catalog



EXTERIOR

Illuminated Handrail Catalog



usLuminaire™
expect brilliance

